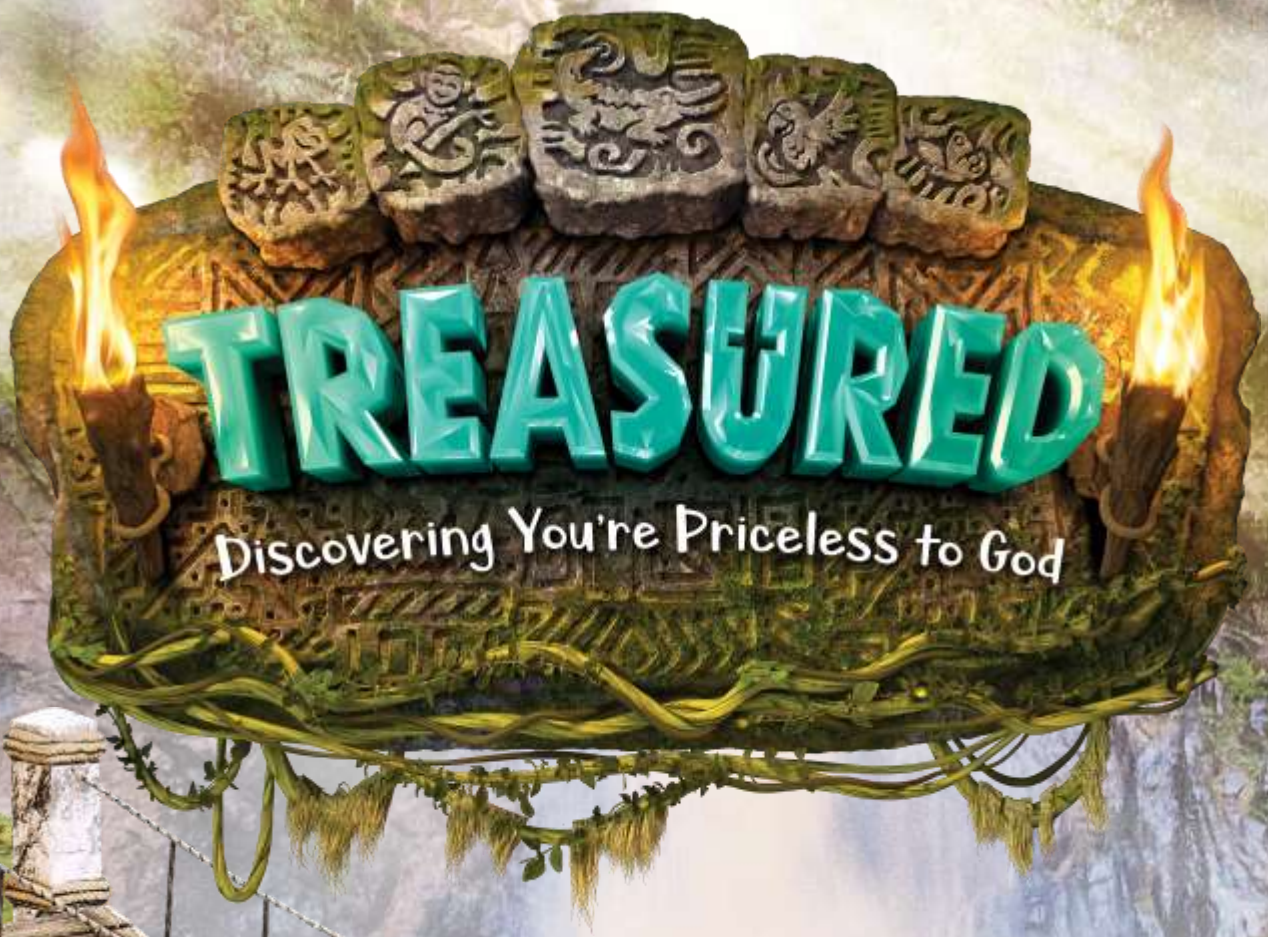




Staycation Bible School

Go-To Guide



Welcome to Wayside Chapel Staycation Bible School!

We are so glad you have chosen to be a Leader this week and we have created this Go-To Guide to give you step-by-step instructions as you guide children through Wayside's video-led Staycation Bible School. Welcome to Treasured—the summer event that helps kids discover God's greatest treasure isn't diamonds, gems, or gold—it's them! The children will experience amazing Bible Adventures and encounter God's amazing love for them. Treasured is an exciting, fun-filled, Bible-based program your kids will love!

Send Us Your Photos

In an effort to share all of the fun and join our crews in community, we will be posting photos on our Wayside Kids Facebook page. At the end of each day, please send your favorite photos to Kids@WaysideChapel.org. Remember to choose "Actual Size" when you send them.

Follow Us On Facebook


@Wayside.Kids



Table of Contents

Welcome and Links	4
Recommended Daily Schedule	5
Day 1 Activities	6
Day 2 Activities	8
Day 3 Activities	10
Day 4 Activities	12
Day 5 Activities	14
How to Lead a Child to Christ	16
Mission Project	18
Supply List	19
Gems from God's Word	20
Bible Buddies	26
Find Some Fun	28
Thanks to Group Publishing	33
Craft Templates	34
Coloring Pages	37
Notes	42
Picture of Doc and Mica	44

You Are Treasured!

A cartoon monkey with orange fur and a blue face is standing on a stone pedestal. The background is a lush jungle with a stone temple structure and a waterfall.

A gem of a guide

Easy-to-Learn Truths

At Treasured, kids learn one important Bible Point each day. Instead of trying to teach kids more than they can remember or apply, Treasured focuses on one key biblical concept. The Bible Point is reinforced daily through Bible adventures, key Bible verses, songs, snacks, and hands-on activities that help kids know more about God.

God Sighting

God hasn't retired, you know. He's as busy now as He's ever been. But until you see that with your own eyes, it's tough to have a vibrant faith. God can seem distant or impersonal, but He *is* active in our everyday lives—and we can learn to look. We can make it a habit to keep an eye out for the daily overwhelming evidence that God is doing great things all around us. At Treasured, you'll encourage your crew of Explorers to look for God Sightings—everyday clues that God is present, passionate, and powerful. A God Sighting is simply an acknowledgment that God has done something. It's giving God credit where credit is due. It's developing a God-focused view and a grateful heart. Kids will discover that they can see God in things like Scripture, people, circumstances, and nature.

On Monday, your child will learn about God Sightings during KidVid. Throughout the day, incorporate the Bible point into your activities and encourage the children to respond, "You are treasured!"

Before you begin each day:

- ◆ Assemble craft supplies and review instructions.
- ◆ Prepare snack ingredients.
- ◆ Gather and set up items for games.
- ◆ Prepare your heart by reading Gems from God's Word (page 20)
- ◆ Log in to WaysideChapel.org/vbs to access activity videos.

What You Will Need

- ◆ A television or computer screen with internet access to watch the Treasured activity videos. Have space around the television or computer for the children to sit and watch, as well as space so they can stand and do the motions for the songs.
- ◆ Table space for the children to sit and do crafts.
- ◆ Indoor or outdoor location for snacks.
- ◆ Outdoor space for games.

....join the adventure!

Each day will begin with the Opening Assembly at 9 am. After that, you have the freedom to set your own course and can do the activities at your own pace and in the order that works best for you. As the guide, we hope you feel free to adjust the activities to best suit the age and size of your group. The goal is to have fun and search for God's treasure.

Recommended Daily Schedule:

- ♦ **Daily Devotional:** Daily devotionals (pages 20-25) help to get you prepared for each day's adventure.
- ♦ **Opening Assembly*:** Our fun, action packed opening assembly begins each day at 9 am. Join us at WaysideChapel.org/vbs and click on the correct day's button.
- ♦ **Bible Adventures*:** While your adventurers are all still fresh, set the tone for the day and introduce them to the day's Bible lesson.
- ♦ **Craft Cove:** All of the supplies you need for each day's craft are listed on page 19 and are easy to find and purchase. Step-by-step instructions are included for each day in this Go-To Guide.
- ♦ **KidVid Cinema*:** Help kids discover the Bible Point through watching true stories of children from around the world. This is a great time to discuss God Sightings!
- ♦ **Vine Dining Snacks:** Explore the day's key Bible verse through a fun food experience and get to know each other better while you eat. Conversation starters can be found in the Find Some Fun section on pages 28-32.
- ♦ **Jungle Gym Games:** Allow the kids to wiggle and move as they explore the Bible Point in active ways. Games may need to be modified to adjust for size and age of your crew. Feel free to substitute an activity if you think it will work better.
- ♦ **Closing Quest*:** You will close out each day back with Dr. Diamond Diggingstone and Mica as they review what they have learned each day with fun stories, jokes, music, and more!

*Daily video links are available for these activities

Opening
Assembly

Bible
Adventures

Craft
Cove

KidVid Cinema

Vine Dining
Snacks

Jungle Gym
Games

Closing Quest

Day 1

Bible Point: God knows you.

Bible Adventures

Bible Story: God identifies David as the future king. (1 Samuel 16:1-13)

Bible Verse: "O LORD, you have examined my heart and know everything about me." (Psalm 139:1)

Craft Cove—Binoculars

Supplies:

- ♦ 3 toilet paper tubes
- ♦ Scissors
- ♦ Markers
- ♦ Stickers
- ♦ White Glue

Instructions:

- ♦ Cut one toilet paper tube lengthwise and open up tube to slightly flatten.
- ♦ Put a strip of glue on the short edge of the open tube and stick in one of the other toilet paper tubes.
- ♦ Repeat previous step to the other side of the flattened tube using the other uncut toilet paper tube.
- ♦ Decorate the binoculars as you like! We suggest to include the Bible Point "God Knows You!" or the verse for the day.
- ♦ Cut a piece of yarn long enough to hang the binoculars around the child's neck.
- ♦ Punch 1 hole on either side of the binoculars and tie each side of the yarn to it.
- ♦ Use the binoculars to explore God's creation and know that He's watching over you too!




God Sightings

A **God Sighting** is when we watch for God and then notice what God is doing all around us—all the time! God can be at work through things like nature or through someone else showing us love!



KidVid Cinema

- ♦ Watch the KidVid Video.
- ♦ Answer the following questions with your crew:
 - ♦ What is something you know a lot about? How did you learn about it?
 - ♦ What is something you want your crew to know about you?
 - ♦ God knows you. How can you know more about God?



Vine Dining Snacks—Golden Goodies (Snack Mix)

Ingredients:

- ♦ Chex cereal
- ♦ Goldfish
- ♦ Honeycomb cereal
- ♦ Popcorn

Instructions:

- ♦ Pour any of the suggested ingredient options (or your choice of ingredient ideas) in separate, open containers to allow for easy access and assembling.
- ♦ Put a spoon or a scoop in each container.
- ♦ Give each child a container (Ziploc bag, paper bag, etc.) to use to create this yummy snack mix.



Jungle Gym Games—Baa Tag

- ♦ **Say:** Today we heard about a boy named David who took care of his family's sheep. Let's play a game and pretend we're sheep needing a shepherd.
- ♦ Choose one willing child to be the first Shepherd.
- ♦ Turn on the music, and encourage kids to run around the play area *baaing* like sheep. As they do, encourage the Shepherd to try to catch them.
- ♦ As Sheep are tagged, have them hold hands to make a chain, beginning with the Shepherd, and join him or her trying to catch the other Sheep.

- ♦ When all the kids have joined the Shepherd, choose a new Shepherd and begin again.
- ♦ **Say:** Being a shepherd is hard work! But David used the time he spent with the sheep to talk to his friend God. You can talk to God, too. God knows you. (*You are treasured!*) He loves it when you talk to Him!



Day 2

Bible Point: God hears you.

Bible Adventures

Bible Story: David escapes Saul and writes psalms to God.
(1 Samuel 23:1-14; Psalm 86)

Bible Verse: "I love the LORD because He hears my voice and my prayer for mercy." (Psalm 116:1)




Craft Cove—Rain Stick

Supplies:

- ♦ 1 paper towel tube
- ♦ 2 rubber bands
- ♦ 2- 4 inch paper squares
- ♦ 2 tablespoons of rice
- ♦ 2- 12" pieces of foil
- ♦ Markers/stickers

Instructions:

- ♦ Take 1 piece of paper and cover an end of the paper towel tube, securing with a rubber band.
- ♦ Take each piece of foil and scrunch up into 2 snakes.
- ♦ Twist the 2 foil snakes into 2 springs that are just skinny enough to fit into the paper towel tube.
- ♦ Insert the 2 foil springs into the paper towel tube, spreading them out as best as possible, so that there is foil throughout the whole tube.
- ♦ Pour the rice into the open end of the paper towel tube.
- ♦ Take the 2nd piece of paper and cover the remaining open end of the paper towel tube, again securing with a rubber band.
- ♦ Decorate the rain stick as you like! We suggest to include the Bible Point or the verse of the day.
- ♦ Turn the rain stick up on end to listen to the sound of rain trickling down and remember that just like you can hear the rain from the rain stick, God hears you!



KidVid Cinema

- ♦ Watch the KidVid Video.
- ♦ Answer the following questions with your crew:
 - ♦ What was your favorite part of John's story?
 - ♦ What is something you think John might talk to God about?
 - ♦ What is something you like to talk to God about?



Vine Dining Snacks—Jungle Gems

Ingredients:

- ♦ Gummy fruit snacks
- ♦ Graham crackers (optional)
- ♦ Frosting (optional)

Instructions:

- ♦ Place some fruit snacks on a napkin or plate. Enjoy snacking on your *Jungle Gems* and thinking about how treasured you are!

Treasure chest (optional):

- ♦ Break graham crackers in half or in quarters.
- ♦ Use frosting (or other spread of your choice) to connect the graham cracker pieces to form a "treasure chest" for your *Jungle Gems*.
- ♦ Place some fruit snacks in the "treasure chest".



Jungle Gym Games—Mosquito Tag

Directions:

- ♦ Invite two people from each Crew to be the first "Mosquitoes," and hand them each a pool noodle half.
- ♦ Invite another two people from each Crew to be the first "Bug Bite Blasters," and hand each of them a spray bottle filled with water.
- ♦ The Mosquitoes will hold the pool noodle to their noses while they chase everyone, trying to "bite" (or tag) others with the end of the pool noodle.
- ♦ When players are tagged, they'll stop where they were tagged and pretend to scratch itchy mosquito bites.
- ♦ The Bug Bite Blasters have a special medicine (the water in the spray bottles) that heals the itchy bug bites. The Bug Bite Blasters will spray anyone who's frozen and scratching so they can get back in the game.
- ♦ If a Mosquito tags a Bug Bite Blaster, the Bug Bite Blaster must freeze in place and can't heal any more bug bites.
- ♦ If all Bug Bite Basters are tagged, the game starts over with new Mosquitoes and new Bug Bite Blasters.



Day 3

Bible Point: God comforts you.

Bible Adventures

Bible Story: God reassures King Hezekiah. (2 Kings 18:5–19:34)

Bible Verse: "He comforts us in all our troubles so that we can comfort others." (2 Corinthians 1:4)

Craft Cove—Rainbow

Supplies:

- ♦ Rainbow template
- ♦ Q-tips
- ♦ Paint
- ♦ Glue stick
- ♦ Cotton balls
- ♦ Yarn

Instructions:

- ♦ Print out attached rainbow sheet, on page 34.
- ♦ Dip Q-tip in paint (starting with red) and apply to paper using a dotting motion. Repeat with orange, yellow, green, blue & purple paint.
- ♦ Apply glue to the clouds. Stretch out cotton balls and apply to glue to make puffy clouds.
- ♦ Remember that whenever we face troubles, God comforts us!



**God's Greatest Treasure
Is YOU!**

Wilder



KidVid Cinema

- ♦ Watch the KidVid Video.
- ♦ Answer the following questions with your crew:
 - ♦ If you were in this KidVid, what story would you share about how you comforted someone else?
 - ♦ How did someone else show comfort to you during the pandemic?


Vine Dining Snacks—Buried Treasure

Ingredients:

- ♦ Pudding or yogurt
- ♦ A piece of candy (or another small treat)
- ♦ Graham crackers
- ♦ Red licorice string, red frosting, or pieces of a strawberry
- ♦ Chocolate chips or raisins

Instructions:

- ♦ Scoop the pudding into a bowl.
- ♦ Hide the candy in the pudding. Remember where you put it.
- ♦ Crush the graham crackers like sand, and sprinkle it on top of the pudding.
- ♦ Place a red "X" over the "spot" where you hid the candy or treat.
- ♦ Make it look like a map by adding a path to the "X" with chocolate chips or raisins.
- ♦ Grab a spoon, dig out the "treasure" and enjoy the rest of the snack.



Note: Because it could be a choking hazard, consider the size and type of candy you choose.

Jungle Gym Games—Treasure Trove Shuffle

Directions:

- ♦ Say: **It's human to want to keep a heaping treasure for ourselves. We think of all the needs and wants we have that the treasure could provide. But a treasure can do even more good if we share it. Let's practice that with a game where you'll share a treasure with four imaginary people who could really use some kind help.**
- ♦ Give each player 10 pompoms and explain that each is a priceless gem. Place 4 boxes in corners of play area. Each box is a person in need. When you call a number between 1 and 4, players will each place a single gem into that box. Then call another number, and another, and so on.
- ♦ Players must try to get a pompom gemstone in the box *before* another number is called. If a player doesn't get to a box before the next number is called, he or she must still add a pompom before continuing to the next box.
- ♦ Start calling numbers, occasionally calling the same number twice. Vary the amount of time between numbers. Or even call a number that isn't between 1 and 4. Have fun keeping everyone on their toes and moving quickly!
- ♦ Discreetly invite speedy players who get rid of all 10 gemstones to come to you. Give them an *additional* handful of gemstones and tell them to keep playing.



Day 4

Bible Point: God forgives you.

Bible Adventures

Bible Story: Jesus reinstates Peter. (John 18:1–21:19)

Bible Verse: "But you are a God of forgiveness, gracious and merciful, slow to become angry, and rich in unfailing love." (Nehemiah 9:17)



Craft Cove—Gospel Treasure Map

Supplies:

- ♦ Brown paper sack or a large piece of brown package paper
- ♦ Markers in the colors: blue, purple, yellow, black, red, green

Instructions:

- ♦ Cut open at seams of the brown sack to flatten into 1 flat piece of paper.
- ♦ Using the picture on page 35 as an example, draw or have the child draw the following 7 shapes on the paper: blue earth, purple crown, yellow sun, black heart, red droplet, a black outline of a cross, a green tree.
- ♦ Once each of the shapes has been drawn, use a black marker to make a dotted line from one shape to the other in the order given above, ending with the cross outline (The tree is not part of the path) **Make sure to use rounded lines to connect the shapes, like on a treasure map. Do not connect using straight lines.
- ♦ Write the chapter and verse numbers below the corresponding shapes. Then look up and read through them with your child as you follow the path ending at the treasure of the cross, which is also our X marks the spot!
- ♦ After completing the drawing on the paper, have fun crumpling it up into a ball and then flattening it. Crumple again and flatten again. This can be repeated again and again to give the map a worn look.
- ♦ You can round the corners of the map or leave as a rectangle, whichever looks most like a treasure map to you!
- ♦ Follow the path on your map, anytime you like, to remind you of how to find the greatest treasure of all, Jesus!



KidVid Cinema

- ♦ Watch the KidVid Video.
- ♦ Answer the following questions with your crew:
 - ◊ Phillip said carrying a grudge is like carrying a heavy anvil. Have you ever held onto a grudge? How did that make you feel?
 - ◊ How do you feel when someone forgives you?



Vine Dining Snacks—In a Jam

Ingredients:

- ♦ Tortilla (or bread)
- ♦ Butter (or a spread similar in color)
- ♦ RED jam/preserves

Instructions:

- ♦ Spread a layer of butter onto the tortilla
- ♦ With your finger, write the word "SIN" (or draw a cross) in the butter.
- ♦ Spread the RED jam/preserves over the butter, covering the word "SIN." What a reminder that the blood of Jesus covers our sins!
- ♦ Roll up the tortilla and eat!



Jungle Gym Games—Spider, May I?

Instructions:

- ♦ Create a spider web using sidewalk chalk or string. Choose a "Spider."
- ♦ Everyone else will spread out along the outer lines of the web. They'll take turns calling to the Spider for permission to take steps, saying, "Spider, may we take X steps?"
- ♦ The Spider can deny requests. If a request is denied, the Spider must give a different option for ways to move. Spiders can also say that only kids older than a certain age can move or that only boys or only girls can move.
 - ♦ If the Spider grants the request, everyone takes that number of steps toward the Spider.
 - ♦ Once people are close enough to tag, the Spider can chase them. Everyone runs back to the outer part of the web for safety. If the Spider tags anyone before reaching the edge of the web, he or she is the new Spider.
- ♦ Have Crews play as many rounds as time allows.



Day 5

Bible Point: God chooses you.

Bible Adventures

Bible Story: God chooses Esther to save her people. (Esther 2–8)

Bible Verse: "I have called you by name; you are mine." (Isaiah 43:1)

Craft Cove—Treasure Chest Frame

Supplies:

- ◆ Treasure chest frame template
- ◆ Decorating supplies
- ◆ Print out picture of "Doc and Mica" or a picture of child/VBS

Instructions:

- ◆ Print out treasure chest frame, on page 36
- ◆ Decorate the frame using whatever supplies you have available—jewel stickers, color with markers, glue on sequins, glitter pens, etc.
- ◆ Glue/tape picture into center of frame or draw a picture of yourself or your VBS crew, and remember that YOU are a treasure to God!



You Are
TredSured!

KidVid Cinema

- ♦ Watch the KidVid Video.
- ♦ Answer the following questions with your crew:
 - ♦ What is something you would like to be chosen to do?
 - ♦ What is something you have worked really hard for?
 - ♦ How can you be a part of God's family?



Vine Dining Snacks—Treasure Trove Treats

Ingredients:

- ♦ Favorite frozen treat

Instructions:

- ♦ Choose a favorite frozen treat for a fun way to end the week and stay cool!

Ideas: Popsicles, ice cream sandwiches, frozen juice bars, or any frozen option you prefer.



Jungle Gym Games—Jungle Swam Kickball

- ♦ Set up a kickball play area with a wading pool or basin filled with a few inches of water. These will be the "bases."
- ♦ Divide your crew into 2 teams. One team will start in the "field" and will spread out to guard the bases. The other team will line up behind home base to kick.
- ♦ The pitcher will roll the ball toward the first kicker.
- ♦ After kicking the ball, the kicker runs counterclockwise to splash in as many bases as possible. Play ends when the kicker stops at a base or if someone tags him or her "out" with the ball.
- ♦ When a kicker is tagged or stops at a base, the next kicker will go.
- ♦ When someone gets to home base, that team gets a point.
- ♦ Have teams switch places when one team gets three outs.
- ♦ Say: **You had an important role in our game, even if you didn't feel like you could do it perfectly. God has a special role for you in life, too. Sometimes you'll feel unsure, but God chooses you anyway. (You are treasured!) God doesn't choose you only for things that will be easy, because you'll learn and grow when you face challenges. You can ask God for help through any challenge. Even if you make mistakes, God still chooses you!**



Leading a Child to Christ

Foundation:



Blue represents creation. In the beginning God created the heavens and the earth. He created the sky, and the seas and the land. He created the birds, fish, and animals. Lastly, He created man in His own image. God created mankind because He wanted to have a relationship with them. God made the first man and the first woman in a garden, and He walked with them and talked with them each day in the garden. (Genesis 1:26-31; Genesis 1–3)



Purple is for God. God is perfect, and holy, and good. He is also sovereign. Sovereign means that He is over all things. He is the King of kings. It is really amazing that the King of kings would care for us and want to have a relationship with us forever and ever. (Deuteronomy 10:17)

Gospel:




Gold is for heaven. Heaven is God's eternal home. Heaven is very different from where we live. In heaven, there is no pain, suffering, sadness, or sickness. Everyone always has all that they need. The most wonderful thing about heaven is that God is there. God loves us very much and wants us to be with Him, but there is something that keeps us from being with God. (2 Chronicles 2:6; John 14:2; Revelation 21:4)



Dark represents sin. We sin when we do, say, or think bad things. Telling a lie, hitting someone, or taking something that isn't ours are examples of sins. All of us have sinned. When we sin, it separates us from God and makes Him sad. This is because God is perfect. God always does what is right, loving and good. Because sin makes our hearts unclean we cannot be with God. God saw that we had a problem with sin and that we were unable to fix our sin problem on our own. But God showed His amazing love for us by giving us the help we need. (Romans 3:10; Romans 3:23; Romans 6:23)



Red represents the blood of Jesus – the only way our hearts can be made clean. God loves us so much that He sent His Son, Jesus, to earth. Jesus Christ (Hebrews 9:22) was a man



who was different from any other person. Jesus is God and never sinned. Jesus came from heaven to earth to take the punishment for our sins. Instead of us being punished, He took our place. Jesus died on the cross so that all the wrong things we have done can be forgiven. On the third day, Jesus became alive again. When Jesus took the punishment for our sins, something amazing happened. The amazing thing is that our hearts can now be made clean. (John 3:16; Romans 5:8; 1 John 1:7)



White reminds us that before our hearts can be made clean, we need to: admit that we have sinned and ask God to forgive us, believe that Jesus died on the cross to be punished instead of us, and invite Jesus into our lives to help us turn away from sin. When we do these things sincerely, our hearts will be made clean. When our hearts are made clean, we can be with God. We can now have a relationship with God. We can become children of God. We can call God our Father. We can one day be with God in heaven. (Romans 10:9-10, 13)

Invite the child to sincerely pray for forgiveness and for Jesus to come into his/her life. Saying this prayer sincerely means:

- ◆ You are truly sorry for all the wrong things you have done.
- ◆ You truly believe that Jesus took the punishment for your sins.
- ◆ You truly want to start a relationship with Jesus to help you turn from all the wrong things you have done and do what is right.

Growing in Christ:



Green reminds us of things that grow, like grass, leaves, and trees. After praying for forgiveness and for Jesus to come into your life, you now have a special relationship with Him. It is important that you grow in your relationship with Jesus. You can do this by: talking to God in prayer and reading God's word, the Bible, and obeying Him. (Romans 5:1-2; 2 Corinthians 5:17)

If one of your crew trusts in Jesus, please let us know by sending us an email at kids@waysidechapel.org. We would like to send you some follow-up material on how to help your child grow in their faith.

VBS Missions Project



William and Alice Subash

Grow Gospel Initiative
Bangalore, India



Mission Project 2021

Every year during VBS, the children at Wayside work hard and make personal sacrifices to impact the world through a mission project. This year, we are partnering with **William Subash**, who is a pastor and church planter in India. His vision is to plant gospel-centered, missional churches in the major cities of South Asia. We are excited to be able to come alongside Subash to provide funding for VBS so that the kids in **Bangalore, India** can hear the Good News and grow in their relationship with Christ. Every child who attends VBS will be given a Bible written in their language.

Our kids can **make a difference** by saving and earning money doing extra chores or hiring out their services like yard work, washing cars, and dog walking. Many of them will be giving their allowance and birthday money in order to reach out and make a difference in the world.

To donate, go to **WaysideChapel.org/VBS-online** and click on the “**Grow Gospel Initiative**” button. We hope to announce a total giving amount later in the summer.

Supply List

Day 1

Craft

- ♦ 3 toilet paper tubes
- ♦ Scissors
- ♦ Markers
- ♦ Stickers
- ♦ White Glue
- ♦ Yarn

Snack

- ♦ Chex cereal
- ♦ Goldfish
- ♦ Honeycomb cereal
- ♦ Popcorn

Games

- ♦ Sing and Play CD or other music to play

Lesson found on pages 6-7

Day 2

Craft

- ♦ 1 paper towel tube
- ♦ 2 rubber bands
- ♦ 2- 4" paper squares
- ♦ 2 tablespoons of rice
- ♦ 2- 12" pieces of foil
- ♦ Markers/stickers

Snack

- ♦ Gummy fruit snacks
- ♦ Graham crackers (optional)
- ♦ Frosting (optional)

Games

- ♦ Pool noodle (cut in half)
- ♦ 2 Spray bottles filled with water

Lesson found on pages 8-9

Day 3

Craft

- ♦ Rainbow template
- ♦ Q-tips
- ♦ Paint
- ♦ Glue stick
- ♦ Cotton balls
- ♦ Yarn

Snack

- ♦ Pudding or yogurt
- ♦ A piece of candy (or another small treat)
- ♦ Graham crackers
- ♦ Red licorice string, red frosting, or pieces of a strawberry
- ♦ Chocolate chips or raisins

Games

- ♦ Colorful pom-poms (enough for each person to have 10)
- ♦ 4 boxes or bins numbered 1-4

Lesson found on pages 10-11

Day 4

Craft

- ♦ Brown paper sack or a large piece of brown pack-age paper
- ♦ Markers in the colors: blue, purple, yellow, black, red, green
- ♦ Markers/stickers

Snack

- ♦ Tortilla (or bread)
- ♦ Butter (or a spread similar in color)
- ♦ RED jam/preserves

Games

- ♦ String or sidewalk chalk

Lesson found on pages 12-13

Day 5

Craft

- ♦ Frame template
- ♦ Decorating supplies
- ♦ Print out picture of "Doc and Mica" or a picture of child/VBS staycation crew for frame

Snack

- ♦ Favorite frozen treat

Games

- ♦ 4 wading pools or basins
- ♦ Kickball

Lesson found on pages 13-14

"I love the Lord because
he hears my voice and
my prayer for mercy."

(Psalm 116:1)



Gems from God's Word

We have included daily devotions for our Crew Guides so that you can have some time each day to focus on the main Bible point and be encouraged as you lead your crew through the activities.

We are praying for you and it is our hope God will use you mightily this week as you guide your group of kids.



Gems from God's Word

DAY 1 — God knows you.

Bible Story: God identifies David as the future king. (1 Samuel 16:1-13)

Bible Verse: "O LORD, you have examined my heart and know everything about me."
(Psalm 139:1)


Consider This:

- ♦ Through the prophet Samuel, God warned His people of the hardships they'd endure at the hand of a king (1 Samuel 8:10-18). Yet their desire to be led by a human king—rather than by God—overtook Samuel's candid cautions. So God gave them a king in Saul.
- ♦ King Saul's initial humility soon transformed into hubris. He became rebellious and arrogant, leading God to choose a new leader for His people (1 Samuel 15:22-23). It's unlikely that David's family understood exactly the significance of Samuel's anointing. For safety's sake, Samuel wouldn't have wanted to broadcast God's designation of a new king while Saul still sat on the throne!
- ♦ Samuel showed his humanity when he evaluated each of Jesse's sons based on outward appearance. God wasn't interested in someone who *looked* like a king; God knew that David had the *heart* of a king!
- ♦ David ranked so low in his family that his father didn't even invite him to the sacrifice with Samuel (1 Samuel 16:11). Instead, he tended the sheep—the job of a servant.
- ♦ Scholars estimate that David was about 10 to 15 years old when Samuel anointed him.

Why It Matters...

A recent survey found that more kids aspire to be a YouTube "star" than an astronaut, doctor, teacher, or musician. It's no surprise that today's kids crave fame and recognition. Yet as adults who love and lead kids, we need to ask "why?" *Why* do kids desperately desire to be known? What's missing in their world? In their hearts?

In the technology-induced information overload, kids can feel invisible. Unimportant. Insignificant. That's why today's message brings hope! God, the creator of the universe, knows your heart. You can spark joy in kids as you affirm their value and visibility in God's eyes. Kids don't need to strive for celebrity when they discover that God knows and loves them.



Gems from God's Word

DAY 2 — God hears you.

Bible Story: David escapes Saul and writes psalms to God. (1 Samuel 23:1-14; Psalm 86)

Bible Verse: "I love the LORD because He hears my voice and my prayer for mercy."
(Psalm 116:1)

Consider This . . .

- ♦ Saul, jealous of David's popularity, kept David and his men on the run. But David repeatedly resisted opportunities to harm Saul, in spite of the danger he faced daily. Not only did David have to flee from Saul (his own king), but he also chose to fight the Philistines (his people's enemy) at the same time!
- ♦ Abiathar the priest brought the ephod to allow David to speak with and listen to God. A chestpiece attached to the ephod contained the Urim and Thummim (Exodus 28:30), small metal or stone objects. Priests used these to ask God "yes" or "no" questions, to seek His guidance and will.
- ♦ David posed no small threat to King Saul, since David's army numbered around 600 men!
- ♦ After David escaped Saul in Keilah, the Ziphites located David and planned to deliver him to Saul. During this time, David wrote Psalm 54, in which he cries out, "Listen to my prayer, O God. Pay attention to my plea."
- ♦ Scholars are unsure exactly how long David ran from Saul. However, some historians estimate it

to be around seven years! During that time, David had countless reasons to call out to God in desperation, triumph, sorrow, and loneliness.

- ♦ Since some psalms don't list an author, it's unclear how many David wrote. However, Bible scholars believe the shepherd-king wrote at least 73 (and possibly more) of the 150 songs in this book!

Why It Matters...

Kids can tell you exactly what it's like to be ignored or unheard. They know what it feels like to talk to a busy parent or teacher who responds with a distracted "Mm-hmm." They've been that hand, waving in the air, that didn't get called on to share an answer. And even when someone is tuned in, kids may not have the words to express what they're feeling. What a gift to discover that God hears every whispered worry or spoken celebration. The God who treasures us is eagerly awaiting conversation with us! Today help kids realize that not only does God hear our voices... but God also hears our hearts!



Gems from God's Word

DAY 3 — God comforts you.

Bible Story: God reassures King Hezekiah. (2 Kings 18:5–19:34)

Bible Verse: "He comforts us in all our troubles so that we can comfort others."
(2 Corinthians 1:4)

Consider This . . .

- ♦ Hezekiah inherited a weakened realm, surrounded by powerful kingdoms such as Egypt and Assyria. Nevertheless, he immersed himself in repairing Jerusalem's fortifications, manufacturing weapons, and overseeing the creation of the Siloam Tunnel to safeguard their water supply.
- ♦ The gold and silver tribute Hezekiah paid to the Assyrian king likely weighed about 26 tons!
- ♦ Not only did the Assyrian field commander hurl a hurricane of insults at Hezekiah, but he did it in Hebrew so Judah's onlookers could understand every offensive word. At the time, Aramaic was the official language, so it's surprising that this officer had such a mastery of Hebrew.
- ♦ Hezekiah responded dramatically to the Assyrian lies, threats, and insults. He clothed himself in sackcloth, as a sign of mourning. He headed to the temple and laid the offensive words before God. Then he cried out to God, imploring Him to turn His eyes and ears toward His vulnerable children.
- ♦ The Assyrians had destroyed the surrounding farmland, prohibiting God's people from planting adequate crops. Yet in 2 Kings 19:29, God promises that His people will have enough food to last two seasons. What a comforting assurance!



Why It Matters...

Though they may not be familiar with this story yet, the kids at your VBS can relate to Hezekiah. Maybe they've experienced a bully's threats or felt the sting when a schoolmate spreads lies. It's likely they know what it's like when circumstances seem too big and overwhelming and it feels like the world has turned against them. God doesn't promise to take away our problems...but He does promise to be with us, holding us through each one. Today, share your own stories of how you've found comfort in God's presence. As Isaiah did for Hezekiah, be the voice of God's reassuring comfort when life's worries press in.

Gems from God's Word

DAY 4 — God forgives you.

Bible Story: Jesus reinstates Peter. (John 18:1–21:19)

Bible Verse: "But you are a God of forgiveness, gracious and merciful, slow to become angry, and rich in unfailing love." (Nehemiah 9:17)

Consider This . . .

- ♦ Peter, whose name means "stone" or "rock" had trouble displaying a firm faith. When Jesus first called him, Peter doubted Jesus' wisdom (Luke 5:1-10). During a storm, he walked on stormy seas to be near Jesus...yet Jesus asked him, "Why did you doubt me?" (Matthew 14:27-31)
- ♦ Peter first denied Jesus when questioned by a seemingly powerless slave girl (John 18:15-18). Historians note that slave girls practically held the least amount of importance or influence in that time.
- ♦ Warming himself at a charcoal fire, Peter is questioned two more times and denies knowing Jesus each time. It's interesting that John 21 records Jesus and Peter's reunion after the resurrection at a charcoal fire as well!
- ♦ The first two times Jesus asks Peter "Do you love me?" He uses the word *agapeo* for "love" which means a sacrificial love. In Peter's response, he consistently uses the word *phileo* for "love" which refers to an affectionate, friendly love. Scholars debate the reason the two different forms of "love" are used. Perhaps Peter is acknowledging his shortcomings compared to the overwhelming love displayed by Jesus.

Why It Matters...

Most children equate forgiveness with simply saying a hurried "I'm sorry" after they've wronged a friend or family member. Yet true forgiveness goes beyond mere words. It includes undeserved

mercy, healing, renewal, and grace. Forgiveness means restoring brokenness and starting fresh. Kids may have heard about Jesus' death on a cross, but it's difficult to understand that God required such sacrifice for complete atonement. Guide kids as they discover the life-changing truth that Jesus' death provided a way for them to be with God forever. Use today's lesson to show kids that God loves them enough to completely wipe away their wrongdoings, restoring a priceless friendship with our loving Father.



Gems from God's Word

DAY 5 — God chooses you.

Bible Story: God chooses Esther to save her people. (Esther 2–8)

Bible Verse: "I have called you by name; you are mine." (Isaiah 43:1)

Consider This . . .

- ♦ During his reign, King Xerxes invaded Greece, using one of the largest armies in ancient history, as well as a sizable navy. Unfortunately, the invasion ultimately failed.
- ♦ Nebuchadnezzar captured Mordecai's ancestors, taking them from Jerusalem into Babylon. In Daniel, you can read about a few other Bible heroes captured at the same time!
- ♦ Although the name of God is never mentioned openly in the book of Esther, it's clear that Mordecai believed in God's sovereign plan for placing Esther in the role of queen so she could save God's people.
- ♦ Haman offered an enormous sum of money to the men who would annihilate the Jews. The sum of 10,000 talents of silver was nearly two-thirds of the annual income of the entire kingdom. Scholars assume this money would have come from the plunder taken from the slain Jews.
- ♦ King Xerxes gave Mordecai a distinctive honor when he allowed Mordecai to wear a robe the king had worn. In ancient times, such an act signified a sharing of the king's power, status, and honor.
- ♦ The book of Esther ends with a festival called Purim. Today, Jews still celebrate Purim, usually in March. Leaders read the book of Esther in the synagogue. Congregants cheer when they hear Mordecai's name and hiss when they hear Haman's name.



Why It Matters..

Being chosen feels special, doesn't it? But it's likely that Esther felt unprepared for the task for which God chose her. As much as kids love being selected for something special, they may feel a bit like Esther when they're called on to befriend a newcomer at school, stand up to a bully, or share their faith. Kids may wonder if God really knows what He's doing...and if they really can do such bold feats. Yet God didn't only choose to love us—He chooses each of us to do His amazing work! Use today's activities to encourage kids that they've been handpicked by God to be an integral, important part of His kingdom work!

Bible

Even with my bright, bold colors, my small size helps me hide among the leaves in the jungle. I may be tiny, but God knows me. Even if you feel small sometimes, I can help you remember that **God knows you!**



Pogo

When I call to my friends, I make all kinds of noise. God made me easy to hear as I fly through my rainforest home. You don't have to be loud for God to hear you. Whether you're super loud or really quiet, **God hears you!**



Ruby

Buddies

God made my monkey friends and me soft and cuddly. That can be comforting when life is hard. My cozy, comfy fur can remind you that **God comforts you!**

Wilder



Grace



I didn't always have these beautiful blue wings. I started off as a caterpillar, but God changed me completely. God's love can change your heart and make you a new creation, too. Because **God forgives you!**

Raymond



I may not stand out; God made me to blend into my surroundings. Even when you feel like you blend in, God sees you and has a special job just for you! **God chooses you!**

Clothes Clues

Sometimes real-life treasure hunters or archaeologists have to observe their surroundings to find clues about where treasure might be. Use your powers of observation to find all the letters in each Crew member's name, just by looking at words written on people's clothes, shoes, or hats. Write your Crew members' names in the space below, and cross off each letter as you see it around you. (Use each clothes clue only one time!)

Family Facts

Today you'll learn a true story from the Bible about a boy who was the youngest in a big, big family! What's your family like? Talk about these family facts with your new friends!

- ◆ How many people are in your family?
- ◆ What's your favorite family tradition?
- ◆ Do you know anything about your family name (your last name)? Where is it from? What does it mean?
- ◆ If your family could be on any reality TV show, what would it be?
- ◆ If you could take your family on any vacation, where would you go?

Comedy Gold

Knock-knock.

Who's there?

Diamond.

Diamond who?

You're diamond me crazy!

What did Pogo order at McDonalds?
French fries and a diet croak

What's green and loud?
A frog horn



In Latin, my family names is Dendrobatidae. I know, kinda long, huh? Scientists gave us that name because it means "one who walks in trees." We don't really "walk" like you do, but my family and I do spend a lot of time in trees! Also, God gave me some powerful protection. The poison from a golden poison dart frog is strong enough to kill 20,000 mice!

Backyard Bonanza

In 1978, a couple of kids digging around in their backyard found some metal, so they kept digging ... and digging ... and digging. Eventually they dug up a whole car! Someone had stolen it and buried it there! Imagine waking up to find a treasure sitting in your backyard—no digging required. What would you rather have in your backyard?

- ♦ An Olympic-size pool or an Olympic-size poodle?
- ♦ A boat or a moat?
- ♦ A pirate ship or a spaceship?
- ♦ A 50-foot tree or a 50-foot treat?
- ♦ 100 dog-size horses or 1 horse-size dog?

A Happenin' Hideout

Today you'll hear the true Bible story about a guy who was on the run and had to hide in caves. What kind of hideout would you design? A fort? An underground bunker? A spy shack camouflaged in a junk pile? A secret passage behind a bookcase in your room?

Comedy Gold

Beak-on and eggs.
What is Ruby's favorite breakfast?

Because he was a little shellfish.
Why wouldn't the shrimp share his treasure?

A walkie-talkie.
What do you get when you cross a macaw and a centipede?



Since we like to dine on crunchy nuts and seeds, God gave us a sharp beak to help crack those tough shells. But God also gave us a hard, scaly tongue to help us scoop out our food. My tongue actually has a bone in it to help grab food from inside a shell or peel! Masses of macaws in Peru flock to clay banks to eat and lick the clay. Blech! Scientists aren't sure exactly why macaws snack on soil. Some think clay has minerals in it that help macaws digest their food.

A Clue to You

It takes a team of scientists, language experts, and adventure-seekers working together to find lost treasure. Each one has certain skills that help everyone get the job done! Hey, that's a lot like our friends at Treasured! With your Crew, see if you can find someone at Treasured—other kids, Crew Leaders, or Station Leaders—who fits one or more of the descriptions below. Have that person sign his or her name in the box. (It's okay if one person signs more than one box.)

plays a musical instrument	is the youngest in the family	is left-handed	has painted toenails
has a birthday this month	speaks a language other than English	has a nickname	doesn't have any pets
was born in another country	is wearing green	likes cats better than dogs	is wearing a hat
can do a trick on a skateboard	can whistle	lives in a yellow house	can tell one fun thing they've done this summer

Comedy Gold

Why does Wilder like banana?
He finds them a-peel-ing.


Why did Wilder get a medal in racing?
He was a champion

Knock-knock.
Who's there?

Dig.
Dig who?

Dig you know your doorbell's broken?

Squirrel monkeys love the treetops! In fact, our toes hardly ever touch the ground. My family and I don't come down to earth too often, just every once in a while to play or see what tasty treats tumbled out of the tree. Also, squirrel monkeys, like me, are some of the smartest in the primate family. In fact, they have the biggest brain mass to body mass ratio of any primate! (That means their brains are pretty big compared to their bodies.)



Measure a Treasure

Once a treasure has been found, someone has to figure out how much it's worth. If you found a chest full of diamonds, a gemologist (someone who's an expert on gems) would use the Four C's to tell you the value of those diamonds:

- ♦ Carat: How much does the diamond weigh?
- ♦ Clarity: How clear is the diamond?
- ♦ Color: How pure is the color?
- ♦ Cut: How well was the diamond shaped?

Let's measure the treasure of your Crew members with these Six C's!

- ♦ Comedy: Who likes to make everyone laugh?
- ♦ Care: Who makes sure everyone is feeling good and having fun?
- ♦ Creativity: Who adds imagination to every day?
- ♦ Courage: Who's bold about praying, talking to Station Leaders, and helping out?
- ♦ Calm: Who brings peace to your Crew?
- ♦ Cheer: Who likes to brighten everyone's day?

Forgiven Friends

Today you'll discover a story about Jesus, who loves you so much that He forgives every wrong choice you'll ever make! That's hard for us to do ... even to our closest friends. Tell your Crew about some friends you have. (Some of your friends might even be in your family!)

- ♦ Who have you been friends with the longest?
- ♦ Which friend is most like you?
- ♦ Which cartoon character would you like to be friends with?
- ♦ Name your funniest friend.
- ♦ What's your favorite thing to do with your friends?

Comedy Gold

What's a treasure hunter's favorite board game?

Clue

Where do butterflies like to play on the playground?
On the swings!



Before I became a butterfly, I chomped and chewed on leaves and other green goodies. But after my amazing transformation I only eat with a straw—or, to be exact, my proboscis! God gave me this marvelous mouth to sip on sap, fruit juice, and squished-up fruit. No teeth required! Blue morpha butterflies aren't actually blue! What? All butterflies have wings covered in teensy overlapping "scales." My wings have iridescent scales that reflect only blue light!

Lost and Found

One of the greatest unfound treasures is mentioned in the Bible! Despite what *Raiders of the Lost Ark* might say, treasure hunters have searched for centuries and still not found the Ark of the Covenant. This blingy box, crafted by Israelites and designed by God, is considered one of the world's most important lost treasures.

We're glad you found your treasure here at VBS—those amazing new friends in your Crew. Like the Ark, they were crafted by God's design and carry His power and love inside them! Give each Crew friend a shiny smile today and tell why **you** treasure them!

Chosen for Greatness

Today you'll hear about a woman who was chosen to be queen. If you could be chosen for any important role or award, what would it be, and why? These ideas might get you started:

- ◆ The Nobel Peace Prize: given to someone who promotes peace between people and nations.
- ◆ Academy Award: for greatest actor, director, storywriter, or videographer.
- ◆ Heisman Trophy: awarded to the best college football player.
- ◆ The Booker Prize: given to a top writer.
- ◆ Grammy Award: for the most talented singers and songwriters.
- ◆ Olympic Gold Medal: awarded to athletes in everything from gymnastics to horseback riding.

Comedy Gold

What do you call a caiman looking for directions?
A navigator

What kind of floor does Raymond have in his house?
Reptiles

What do you call a caiman looking for clues?
An investigator



The temperatures around a caiman nest determines whether the babies will be male or female. Warm nests produce boy caimans, and cooler nests mean there will be more girls!


The largest species of caiman—the black caiman—grows to be around 15 feet long, from the tip of the nose to the end of the tail! If you laid two or three Crew members on the ground in a line, you'd be as long as one black caiman!



Special note of thanks . . .

We wish to thank Group Publishing Company for recognizing that during this unusual time, "kids really need the hope, reassurance, and abundance of God's love" that can be delivered through the unique ministry of VBS. Because of Group's copyright permissions this year, our kids and those we reach out to this summer will experience God's Word, the message of salvation, wonderful worship, and all the enriching activities that will teach them that they are "Treasured!"

God comforts you!



**"He comforts us in all our troubles so that we
can comfort others." 2 Corinthians 1:4**

Gospel Treasure Map



Genesis 1: 26-31



Deuteronomy 10:17




John 14:2



John 3:16



Romans 3:10, 23



Romans 10:9-10, 13



Romans 5:1-2, 2 Corinthians 5:17



YOU ARE A TREASURE!

I have called you by name; you are Mine."

Isaiah 43:1

"O Lord, you have
examined my heart
and know everything
about me."

(Psalm 139:1)

Pogo



God knows you.

God hears you.

Ruby



"I love the Lord because
he hears my voice and
my prayer for mercy."


(Psalm 116:1)

God comforts you.

"He comforts us in all
our troubles so that
we can comfort others."

(2 Corinthians 1:4)

Wilder



"But you are a God
of forgiveness, gracious
and merciful, slow to
become angry, and rich
in unfailing love."

(Nehemiah 9:17)



God forgives you.

God chooses you.

"I have called you by
name; you are mine."

(Isaiah 43:1)



Raymond

Notes



Notes



